



**NB-IRDT**

New Brunswick Institute for  
Research, Data and Training

**INTERNATIONAL AND  
DOMESTIC UNIVERSITY  
GRADUATE RETENTION  
IN NEW BRUNSWICK BY  
INSTITUTION (2010 – 2018)**

SUPPLEMENT TO "COLLEGE &  
UNIVERSITY GRADUATE RETENTION IN  
NEW BRUNSWICK: 2010 – 2018"



Ted McDonald, PhD  
Pablo Mich, MA, MSc

## **PROJECT TITLE**

International and domestic university graduate retention in New Brunswick by institution (2010 – 2018): Supplement to “College & university graduate retention in New Brunswick: 2010 – 2018”

## **PRINCIPAL INVESTIGATOR**

Dr. Ted McDonald, Director, NB-IRDT

## **RESEARCH TEAM**

Pablo Miah, Data Analyst, NB-IRDT

## **PARTNERS**

Funding for this project was provided by the Government of New Brunswick, Department of Post-Secondary Education, Training and Labour (PETL).

## **PUBLICATION DATE**

August 2021

## **HOW TO CITE THIS REPORT**

McDonald, T., & Miah, P. (2021). International and domestic university graduate retention in New Brunswick by institution (2010 – 2018): Supplement to “College & university graduate retention in New Brunswick: 2010 – 2018.” Fredericton, NB: New Brunswick Institute for Research, Data and Training.

## Introduction

In 2021, NB-IRDT released a study (Bhuiyan et al., 2021) on the retention of graduates from publicly funded colleges and universities in New Brunswick (NB) – namely, graduates of the following:

- Collège communautaire du Nouveau-Brunswick (CCNB)
- Mount Allison University (MTA)
- New Brunswick College of Craft and Design (NBCCD)
- New Brunswick Community College (NBCC)
- St. Thomas University (STU)
- University of New Brunswick (UNB)
- Université de Moncton (UdeM)

The report by Bhuiyan et al. (2021) provided descriptive statistics on the number and retention rates of graduates from the above post-secondary institutions, stratified by various categories, including student status (immigration status). However, results at the institution level were pooled together, making it difficult to examine differences across institutions.

This supplementary report is a follow-up to the 2021 Bhuiyan et al. study and focuses on disaggregating the retention of graduates by immigration status for each university separately.

Due to small counts, this work does not present descriptive statistics for colleges. In addition, because of residual disclosure issues (i.e., small counts), 1-year and 3-year retentions rates for MTA and STU could not be reported by year and therefore are presented for the pooled period of 2014-2018. Five-year retention rates for MTA and STU could not be released due to small counts.

**Table 1: Institutions (University) and Data Ranges**

<b>Institution</b>	<b>Available Data</b>
<b>UNB</b>	2010-2018
<b>UdeM</b>	2010-2018
<b>MTA</b>	2014-2018
<b>STU</b>	2014-2018

## Background

The 2021 Bhuiyan et al. study estimates that about 73% of domestic graduates and 32% of international graduates from university are retained in NB 1 year after graduation. After 3 years, the retention rates shrink to 67% for domestic graduates and 24% for international graduates. Findings also show that more international students are now being retained in the province compared to earlier periods, especially from 2017 onwards.

## Findings

Using matched administrative data from the University Registrar Databases and the Citizen Database at the New Brunswick Institute for Research, Data and Training, we estimated retention rates by immigration status<sup>1</sup> for graduates of UNB, UdeM, MTA, and STU.

Our results show that:

- **Domestic and international graduates of UdeM have the highest retention rates. Graduates of MTA have the lowest.**
  - UdeM exhibits the highest retention rates for both domestic and international graduates, with 1-year rates of 88% and 47%, respectively (Figure 1).
  - The 3-year retention rate for UdeM is highest among all universities, with 82% for domestic and 37% for international graduates (Figure 2).
  - MTA graduates exhibit the lowest retention rates among all universities with less than half (45%) of domestic students and 11% of international students retained after 1 year (Figure 4).
  - 3-year retention rates for domestic and international graduates of MTA are 40% and 9%, respectively.
- **International graduate retention rates are increasing at UNB.**
  - About 29% of international students from UNB are retained 1 year after graduation. However, retention rates for graduates in 2017 and 2018 rose markedly, with rates of 38% and 40%, respectively (Figure 1). More than two-thirds (70%) of domestic students from UNB remain in NB within 1 year of graduation (this includes students from NB and other Canadian provinces).
  - 3 years after graduation, 20% of international students and 63% of domestic graduates from UNB are still in the province (Figure 2).
- **International graduates from STU have higher retention rates than international graduates from MTA.**
  - About one-third (30%) of STU international students still reside in NB 1 year after graduating. The 3-year retention rate for international graduates from STU is 23%.
- **5 years after graduating from UNB or UdeM, over half of domestic graduates remain in NB, but less than one-fifth of international graduates remain.**
  - 5-year retention rates for UNB graduates are 58% (domestic) and 15% (international). For UdeM, 77% of domestic students and about 20% of international graduates are retained (Figure 3).

---

<sup>1</sup> Immigration status is indicated in the University Registrar Database on the student's graduation day.

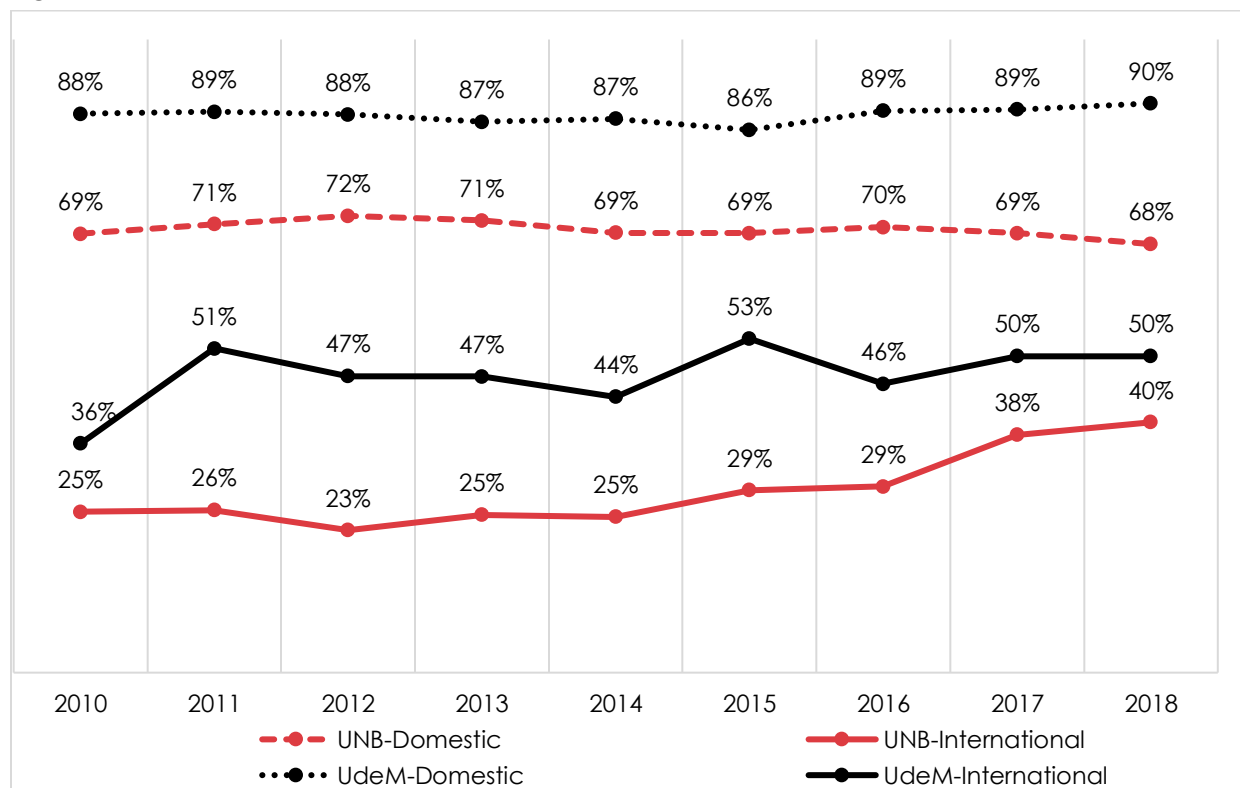
## Conclusion

There is variation across retention rates of international student graduates from NB universities, and this may be due to a variety of factors, including differences in source country and program of study.

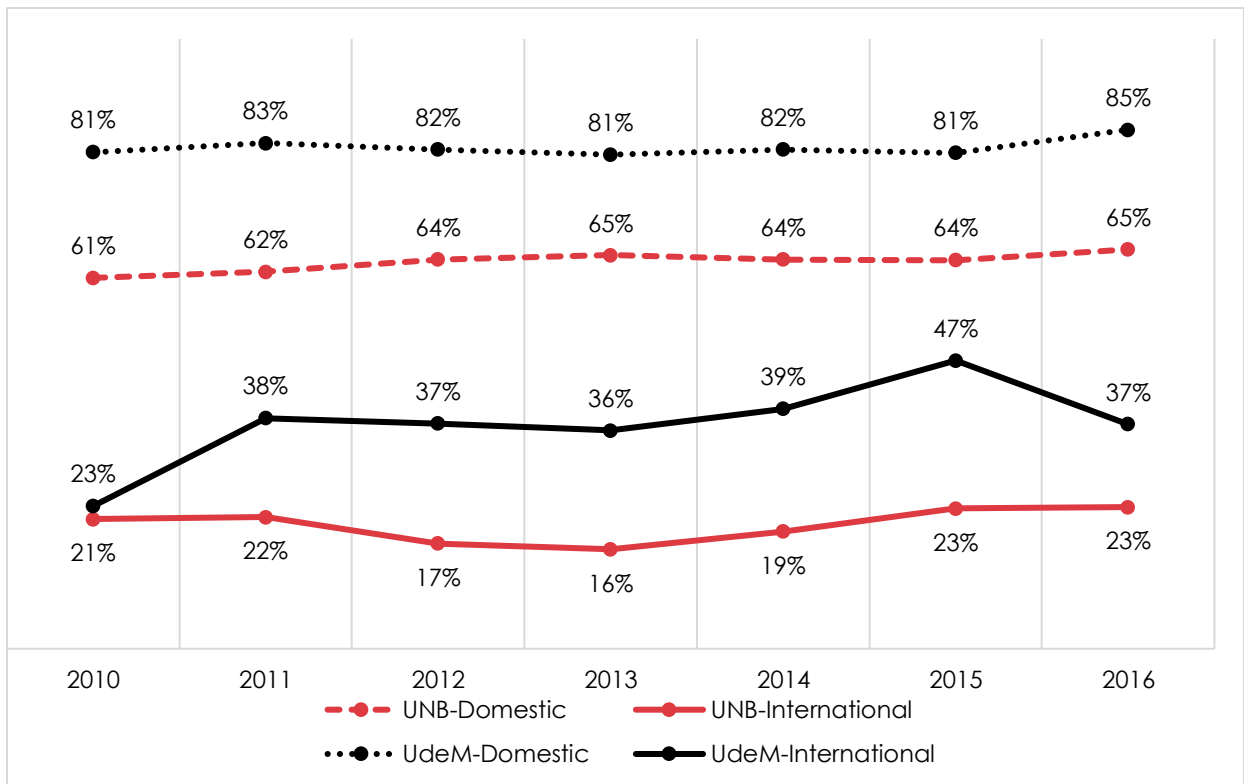
The increase in retention rates in 2017-18, apparent among graduates from UNB, is likely associated in part with the introduction of international student eligibility for Medicare, although changes in eligibility for post-graduation work permits should be considered in future work.

It is important to note that the percentages presented in this work are based on relatively small sample sizes and therefore can be affected by small changes in underlying counts.

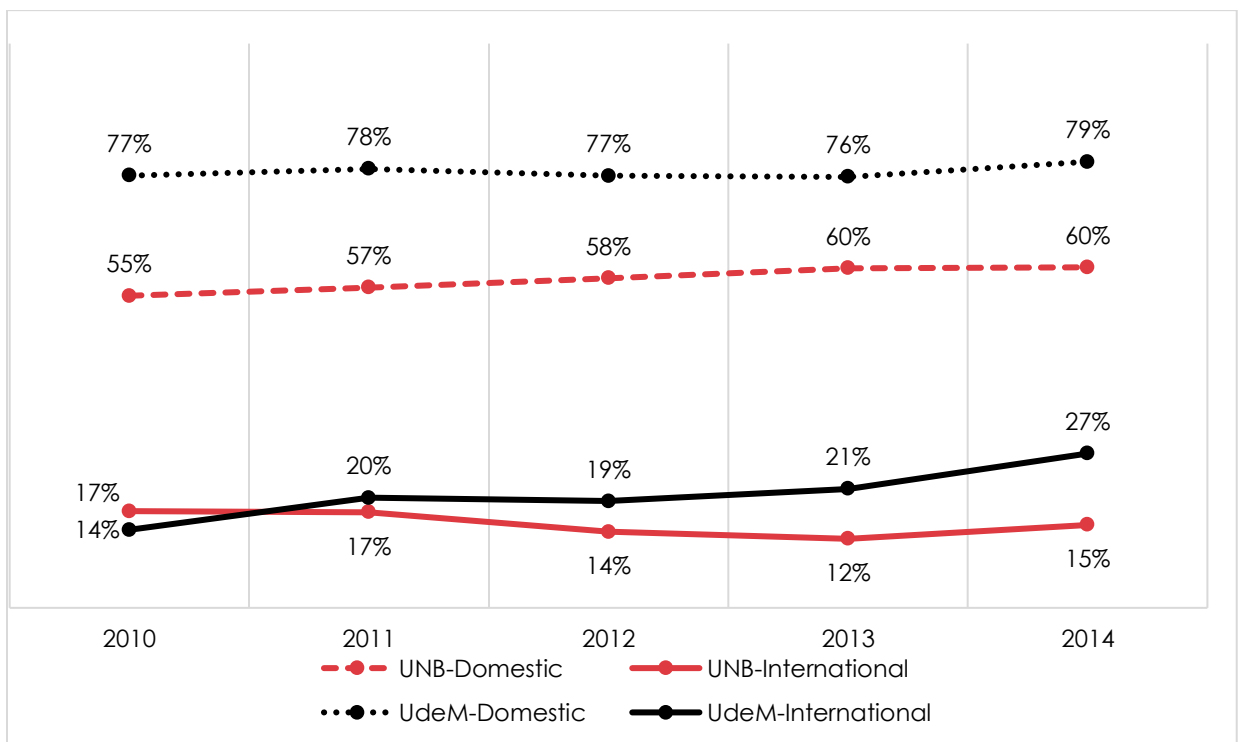
**Figure 1: 1-Year Retention Rates of Graduates by Student Status – UNB & UdeM**



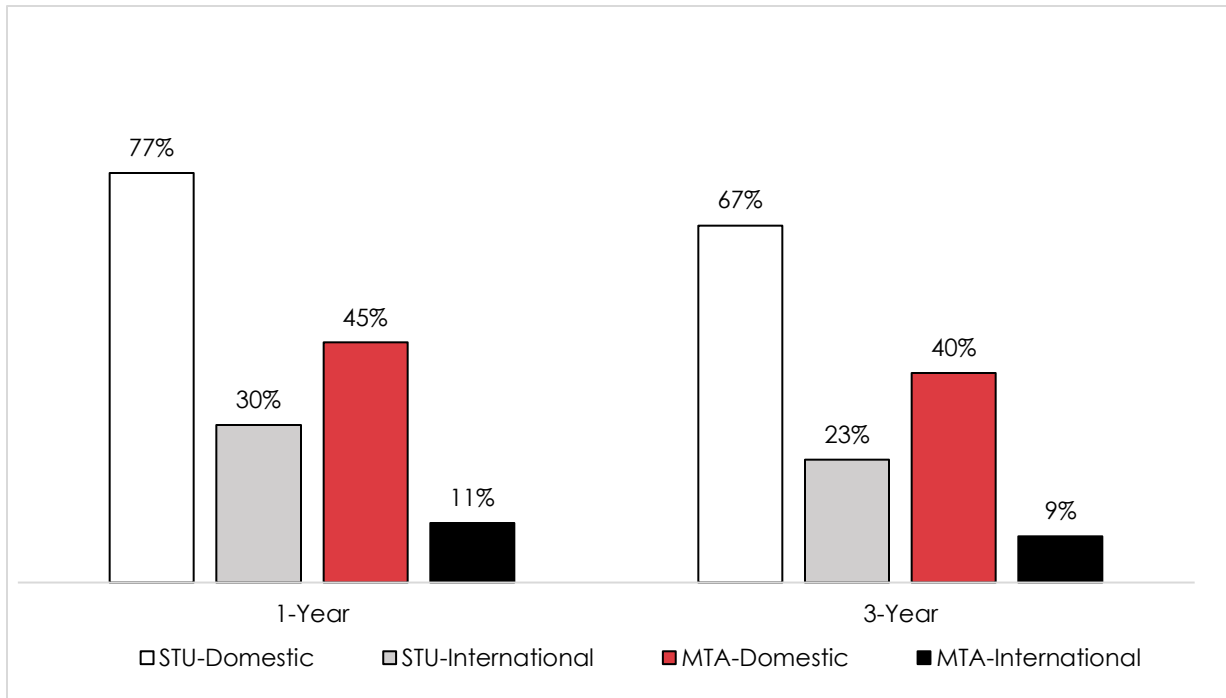
**Figure 2: 3-Year Retention Rates of Graduates by Student Status – UNB & UdeM**



**Figure 3: 5-Year Retention Rates of Graduates by Student Status – UNB & UdeM**



**Figure 4: 1-Year and 3-Year Retention Rates of Graduates by Student Status – MTA & STU\***



\*Data has been pooled across years (2014 – 2018), as small counts precluded disclosure by year.

## REFERENCES

Bhuiyan, E. M., Daigle, B., McDonald, T., & Miah, P. (2021). College & university graduate retention in New Brunswick: 2010 - 2018. Fredericton, NB: New Brunswick Institute for Research, Data and Training.